

Platform Guide

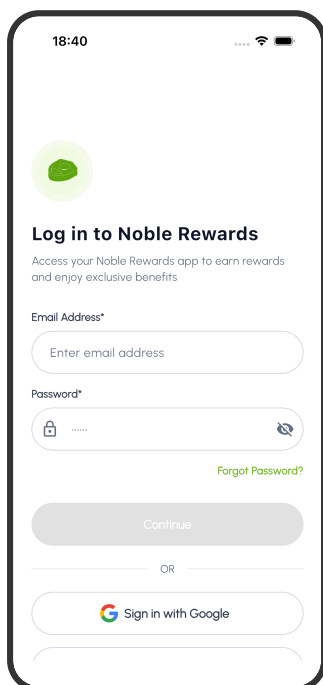
A walkthrough of every screen a Noble Gas customer will use day-to-day — from signing up through earning points, redeeming rewards, and managing your account.

Every screenshot in this guide came from a live walkthrough of the **Noble Gas mobile app** running on the staging environment with real data. The app is available on both iOS and Android.

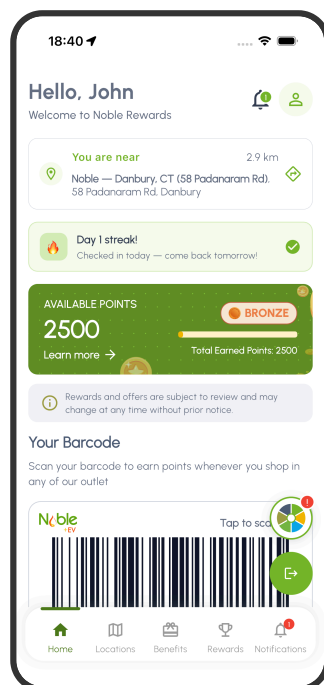
1. Getting Started

Getting started with Noble Gas is simple. Download the app from the App Store or Google Play, then create your account to begin earning rewards immediately.

- **Sign Up:** Create your account with your name, email, and phone number. You will receive a verification code to confirm your identity.
- **Sign In:** After creating your account, sign in with your email and password. You can also enable biometric authentication (Face ID / fingerprint) for faster access.
- **Notifications:** Allow push notifications to stay informed about new rewards, promotions, and your point balance updates.
- **Location Access:** Enable location services to find nearby Noble Gas outlets and receive location-based offers.



Login & Notification Prompt

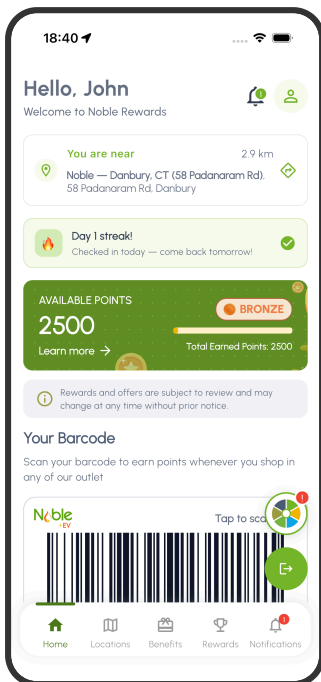


Location Permission

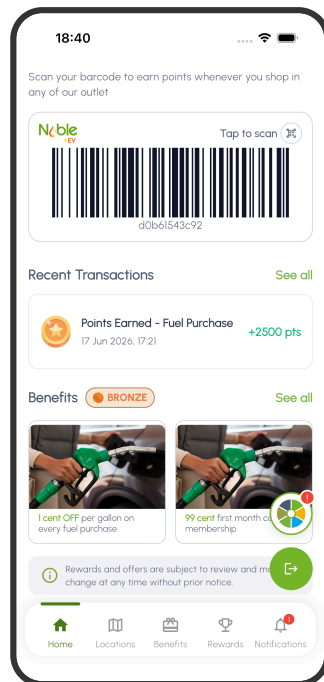
2. Home Dashboard

The home dashboard is your central hub for everything Noble Gas. At a glance, you can see your current points balance, membership tier, daily streak, and your personal barcode for scanning at the pump or wash bay.

- **Points Balance:** Your total earned points are displayed prominently at the top of the screen.
- **Membership Tier:** See whether you are Bronze, Silver, or Gold tier, along with progress toward the next level.
- **Daily Streak:** Your current check-in streak is shown to encourage daily engagement.
- **Barcode:** A unique barcode linked to your account. Present this at the register or car wash terminal to earn points on your purchase.
- **Recent Transactions:** Scroll down to see your latest point-earning activities and redemptions.
- **Benefits:** Quick access to your available benefits based on your current tier.



Dashboard Overview



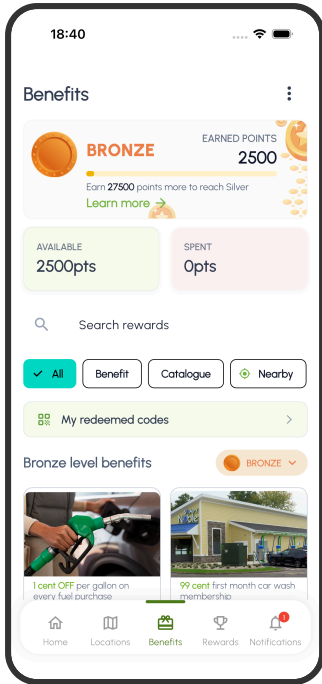
Transactions & Benefits

3. Benefits & Rewards

As a Noble Gas member, you have access to exclusive benefits that grow with your tier. The Benefits tab is your one-stop shop for browsing available rewards, redeeming car wash codes, and arming fuel discounts at the pump.

Browsing Benefits

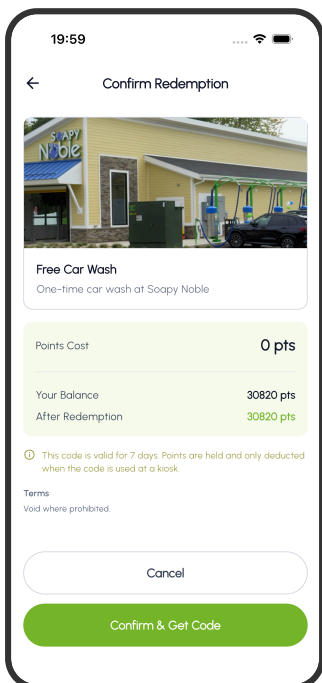
The Benefits screen shows your current tier, available and spent points, and all rewards you can redeem. Filter by Benefit, Catalogue, or Nearby to find what you need. Your tier level determines which rewards are available to you.



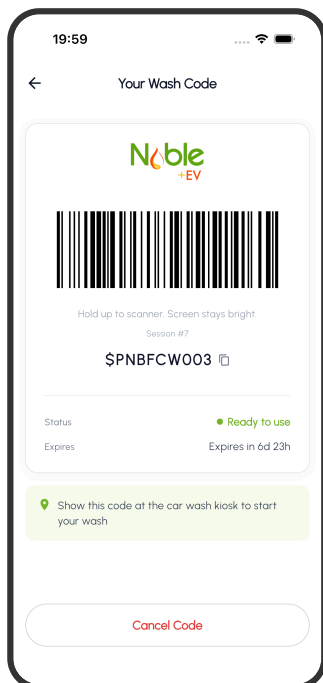
Benefits Overview

Redeeming a Car Wash Code

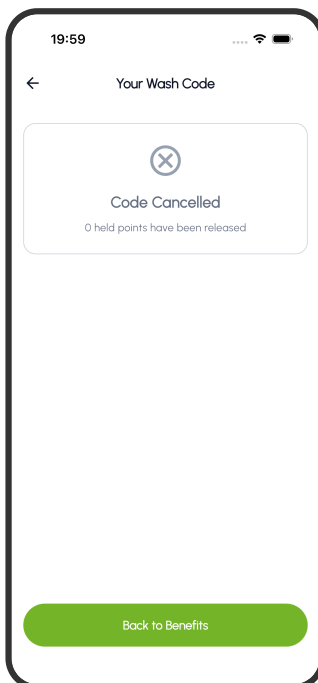
Tap a car wash reward to see the redemption details — points cost, your current balance, and balance after redemption. Confirm to receive a wash code with a barcode you can scan at any Noble Gas car wash kiosk. Codes are valid for 7 days.



Confirm Redemption



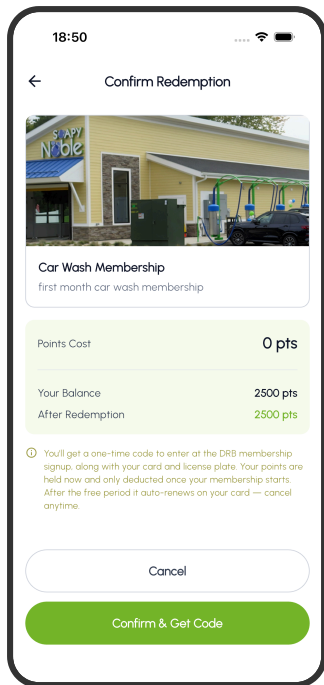
Active Wash Code



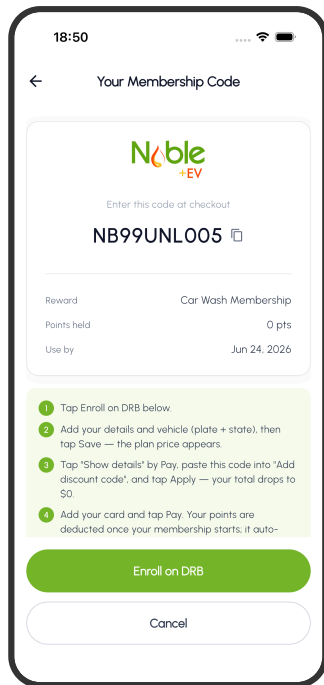
Code Cancelled (Refund)

Redeeming a Car-Wash Membership

Some car-wash rewards are **memberships** — a monthly unlimited-wash plan rather than a single wash. Tap the membership reward to review the details, then **Confirm & Get Code**. Your points are held (not yet deducted) and you receive a unique coupon code along with a link to finish signing up. At checkout you enter the code, add your vehicle, and add a card — your total drops to the membership's intro price. Your held points are deducted once the membership starts, and the plan auto-renews on your card. You can cancel anytime.



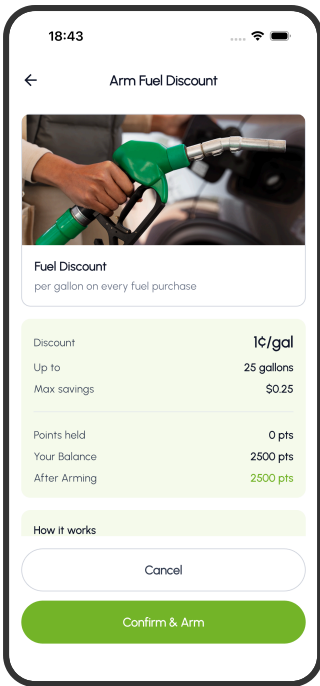
Confirm Membership



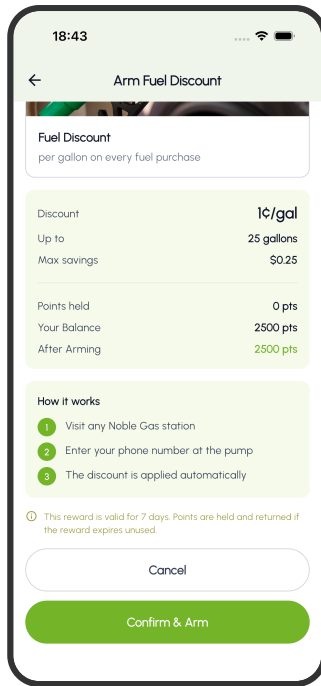
Your Membership Code

Arming a Fuel Discount

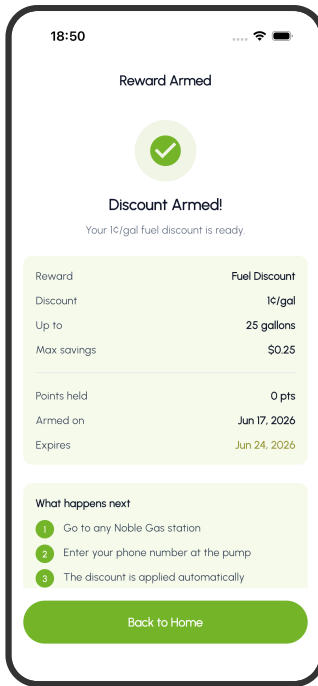
Fuel discounts work differently — you "arm" the discount before visiting the pump. The app shows the cents-per-gallon discount, gallon cap, and maximum savings. Once armed, simply visit any Noble Gas station, enter your phone number at the pump, and the discount is applied automatically.



Arm Fuel Discount




How It Works



Discount Armed

Redeemed Codes

View all your previously redeemed wash codes in one place. Filter by All, Redeemed, Expired, or Cancelled to find specific codes.

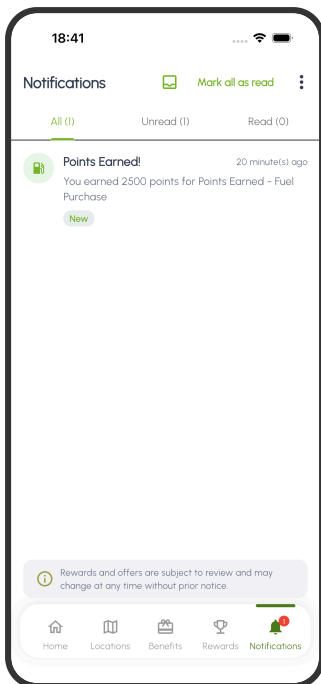


My Redeemed Codes

4. Notifications

Stay in the loop with the in-app notification center. Noble Gas sends you timely updates about point earnings, new rewards, promotions, and account activity.

- **Push Notifications:** Receive real-time alerts on your phone when you earn points, unlock a badge, or when a new promotion becomes available.
- **Notification Inbox:** All notifications are saved in your in-app inbox so you never miss an update. Tap any notification to see details.
- **Notification Preferences:** Customize which notifications you receive in your profile settings under Communication Preferences.

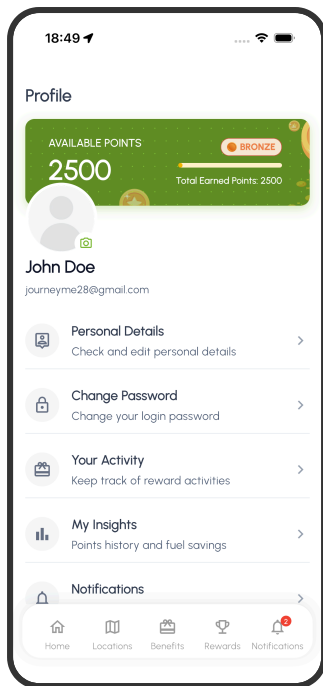


Notification Inbox

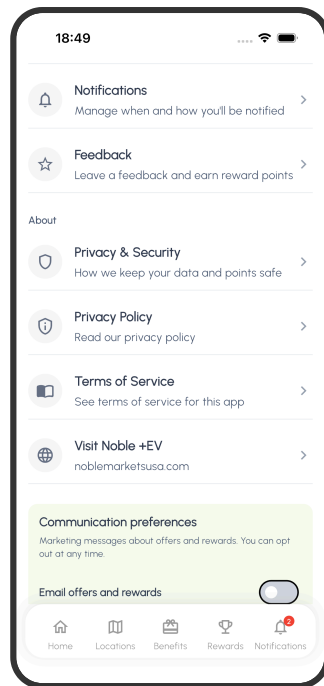
5. Profile & Settings

Your profile is where you manage your personal information, view your points summary, and access all app settings. It is also your gateway to the rewards and engagement features.

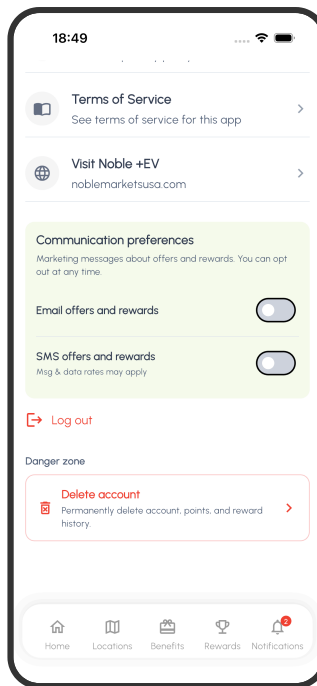
- **Personal Details:** Update your name, email, phone number, and profile picture.
- **Points Summary:** See your total points earned, redeemed, and current balance at a glance.
- **Quick Access Menu:** Jump to Badges, Streak, Referrals, or Spin the Wheel directly from your profile.
- **Communication Preferences:** Control which types of notifications and emails you receive.
- **Privacy & Terms:** Review the privacy policy and terms of service at any time.



Profile Overview



Rewards Quick Access



Settings & Preferences

6. Rewards & Engagement

Noble Gas keeps you engaged with a variety of gamification features. Earn badges, maintain streaks, refer friends, and spin the wheel for bonus rewards.

Badges

Unlock badges by reaching milestones in your Noble Gas journey. Badges are awarded for achievements like your first purchase, reaching a points threshold, maintaining a streak, and more.

Daily Streaks

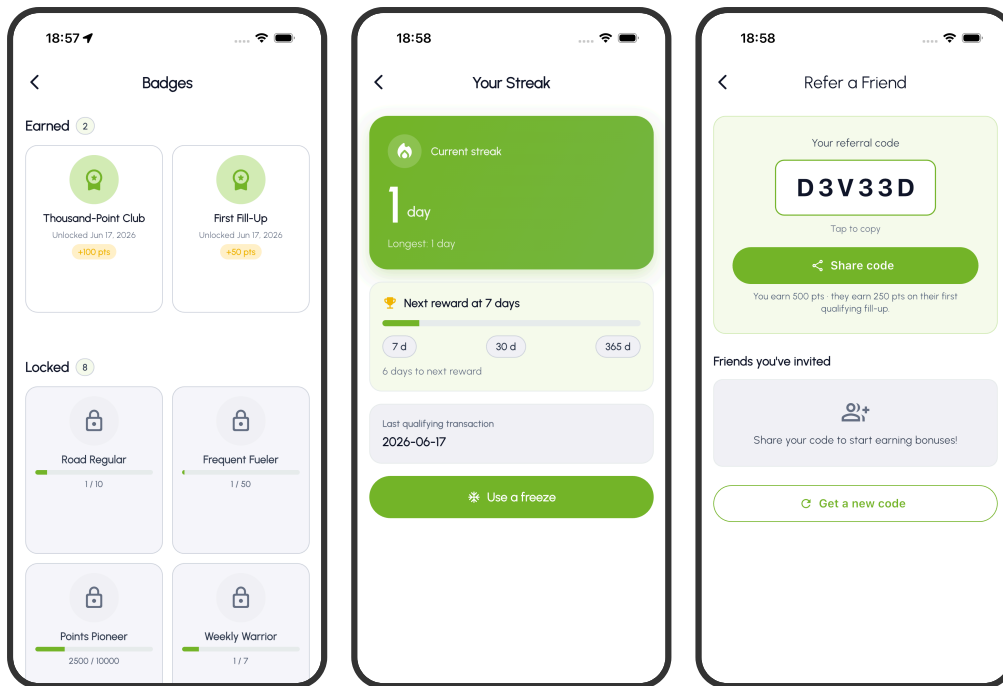
Check in daily to build your streak. Longer streaks earn bonus points and can help you unlock streak-related badges. Missing a day resets your streak, so make it a habit!

Refer a Friend

Share your unique referral code with friends and family. When they sign up and make their first purchase, both of you receive bonus points.

Spin the Wheel

Periodically, you will have the opportunity to spin the reward wheel for a chance to win bonus points, free washes, or other prizes.



Achievement Badges

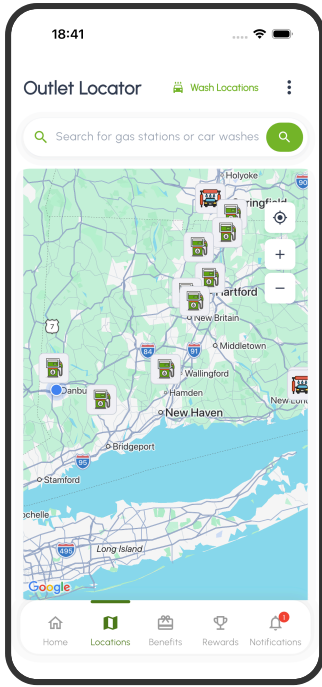
Daily Streaks

Refer a Friend

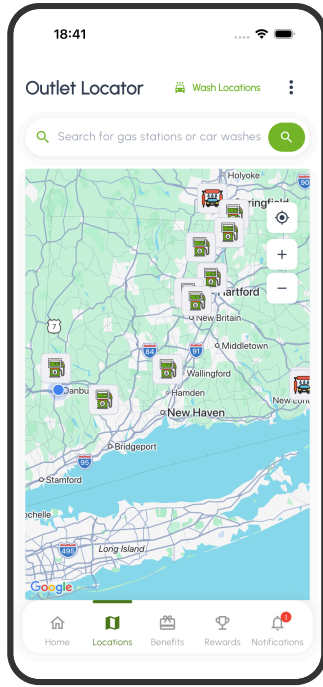
7. Locations

Noble Gas helps you find participating locations near you. The app features two dedicated location finders — an Outlet Locator for gas stations and a Wash Locator for car wash sites — both with interactive maps showing pins for each location.

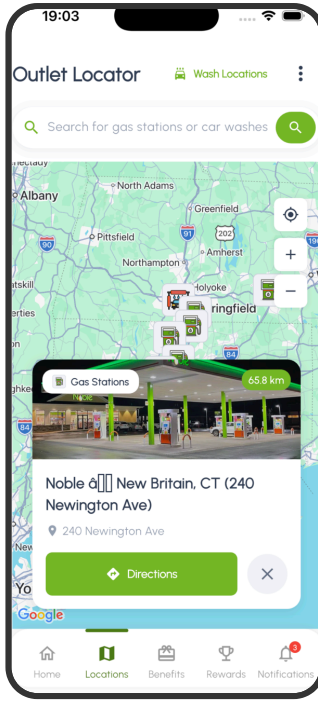
- **Outlet Locator:** Search for nearby gas stations and car wash outlets on an interactive map. Each pin shows the station name, address, and available services.
- **Wash Locations:** Find dedicated car wash sites near you. The map shows all wash bays and their current availability.
- **Nearest Outlet:** The home screen also displays your closest Noble Gas location with the address and distance at the top.
- **Directions:** Tap on any location pin to get turn-by-turn directions via your preferred maps app.



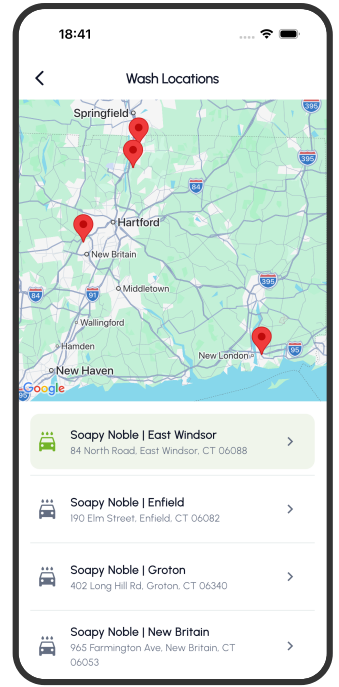
Outlet Locator



Map View



Station Detail



Wash Locations